

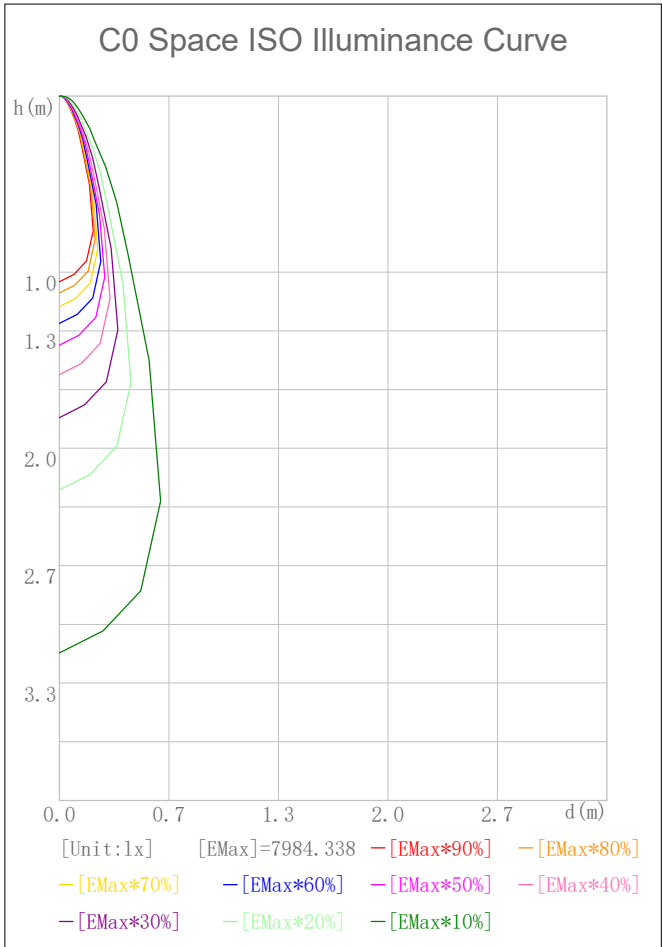
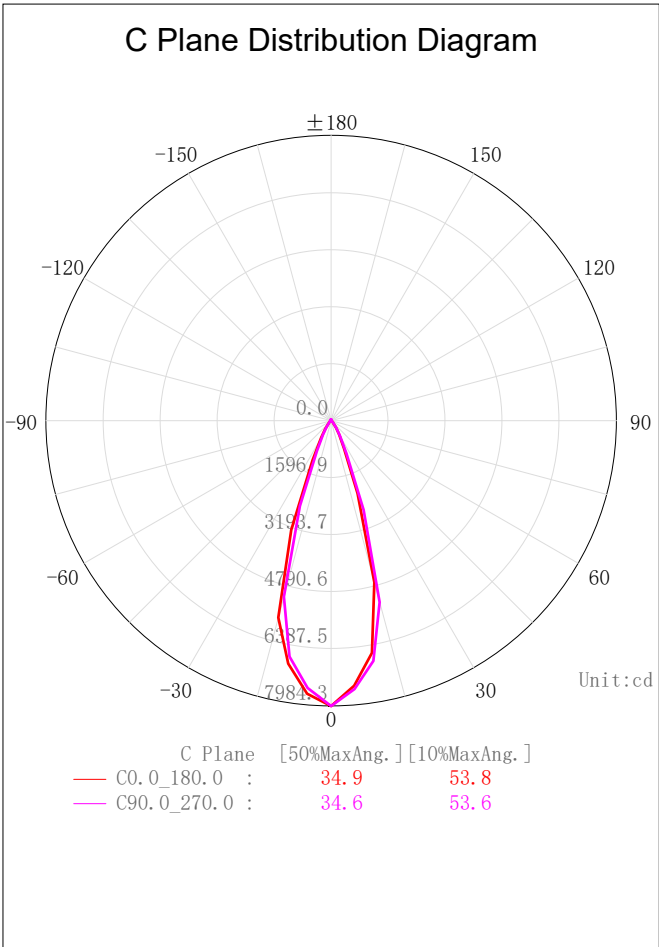
Indoor Luminaire Photometric Data

Description Information

Luminary Name: DL51-35-XX-01 3000K RA90 36D 电镀亮黑		Lum. Catalog:	Test ID: 01
Lamp Name:		Lamp Catalog: LED	Test Date: 2022/08/20
Manufacture: Shenzhen Norming Lighting		Shld. Ang(°):	Test Machine:GON-2000
Test Lab: Quality Department		Frequency (Hz):	Lamp CCT (K): Ra:
Lum. Size (W*L*H):0.110m*0.110m*0.000m		Lum. Area (m2):0.010	Lum. W (kg): 0.000
Test System: C, γ	Test Step: C=90.0 γ=5.0	Temp. (°C): 25	Humidity(%): 50.0

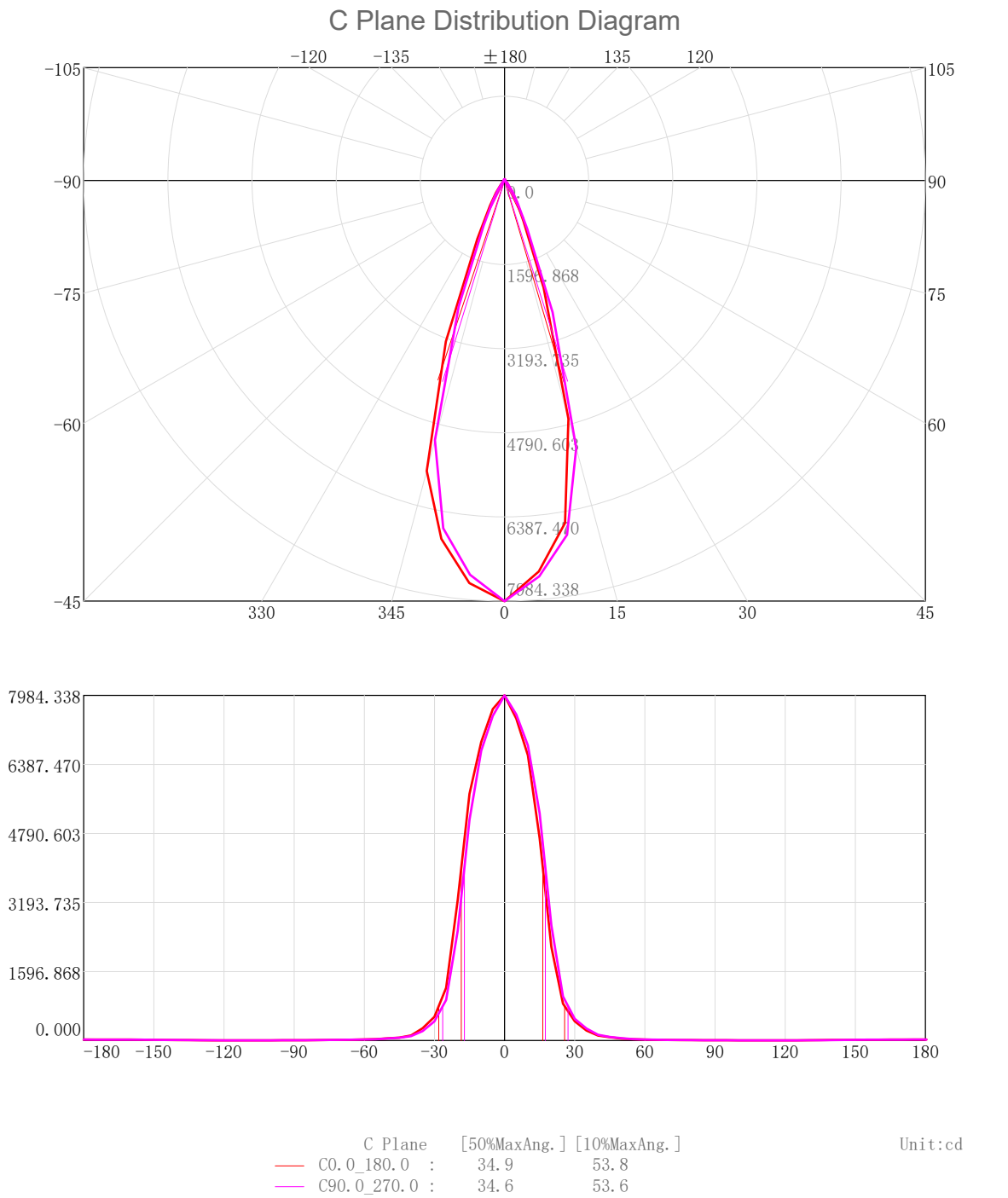
Character Parameter

Lamp Speciality Parameter		Luminaire Speciality Parameter	
Rated Flux(lm): 3009.270	Luminary Flux(lm): 3009.266	Field Angle(10%Imax): 53.8(°)	
Rated Power(W):	Luminary Efficiency: 100.00%	Down Lumens&Percent: 2941.096lm 97.73%	
Rated Voltage(V):	Luminary EER(lm/W): 88.352	Up Lumens&Percent: 68.171lm 2.27%	
Tested Power(W): 34.060	Max. Candela(cd): 7984.338	S/MH: C0_a180=0.589 C90_270=0.587	
Lamps' Inside: 1	Max Cand@Ang. (°): C=0.0 γ=0.0	CIE Type: Semi-Direct	
Tested Electrics (V, A, pf):239.7, 0.147, 0.961	Beam Angle(50%Imax): 34.9(°)	ErP ϕ use(90°): 2887.055lm	
Lamp Size (W*L*H):0.110m*0.110m*0.000m	Left=-18.5°, Right=16.4°	IRF(%): 600.488	



2D Plane Light Intensity Distribution Curve

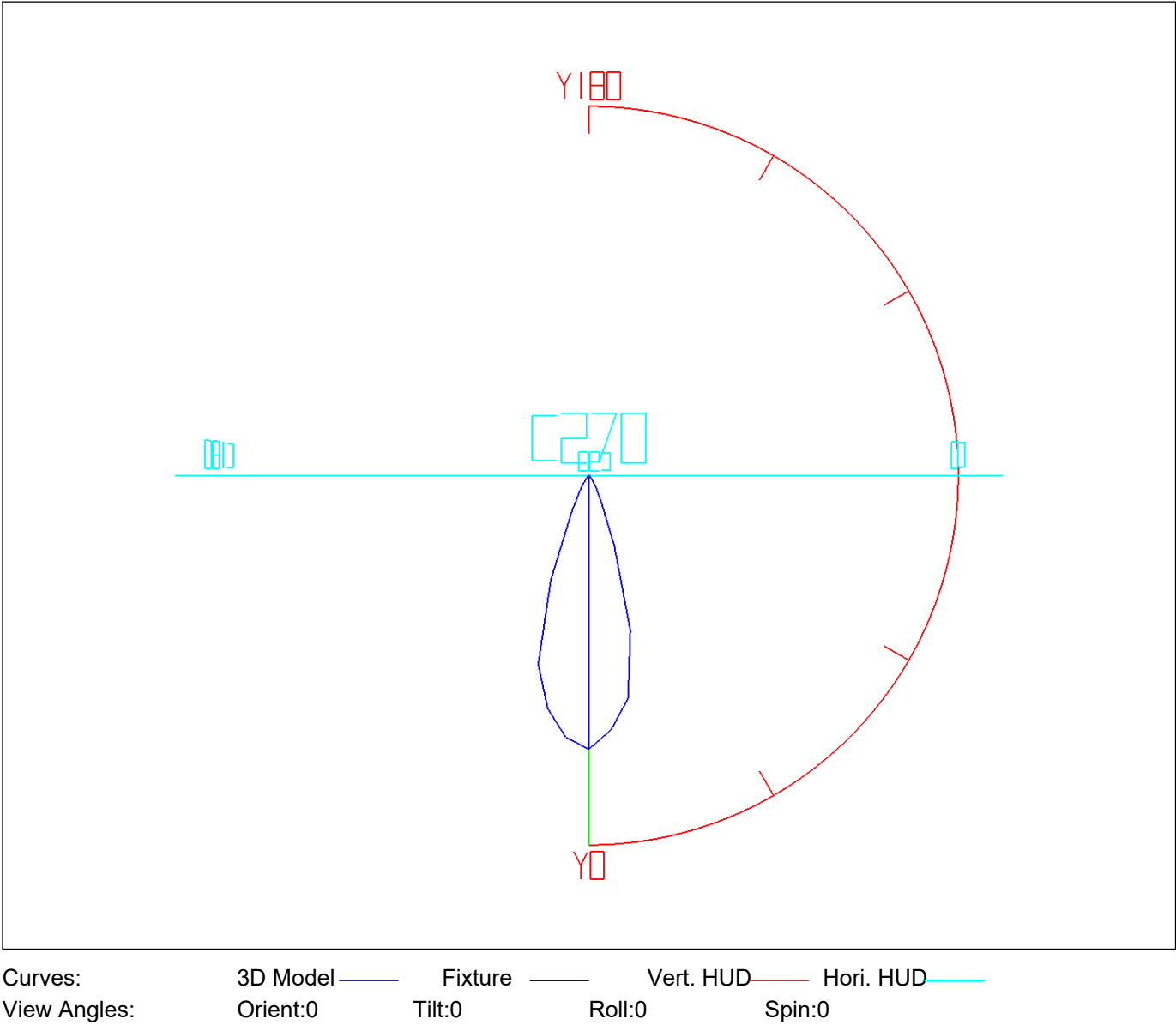
Lum. Name:DL51-35-XX-01 3000K RA90 36D 电镀亮黑	Lum. Catelog:	Test ID:01
Lamp Name:	Lamp Catelog:LED	Test Lab:Quality Department
Manufacture:Shenzhen Norming Lighting	Test Machine:GON-2000	Test Date:2022/08/20



3D Light Intensity Distribution Modal

Lum. Name:DL51-35-XX-01 3000K RA90 36D 电镀亮黑	Lum. Catelog:	Test ID:01
Lamp Name:	Lamp Catelog:LED	Test Lab:Quality Department
Manufacture:Shenzhen Norming Lighting	Test Machine:GON-2000	Test Date:2022/08/20

3D Light Intensity Distribution Modal

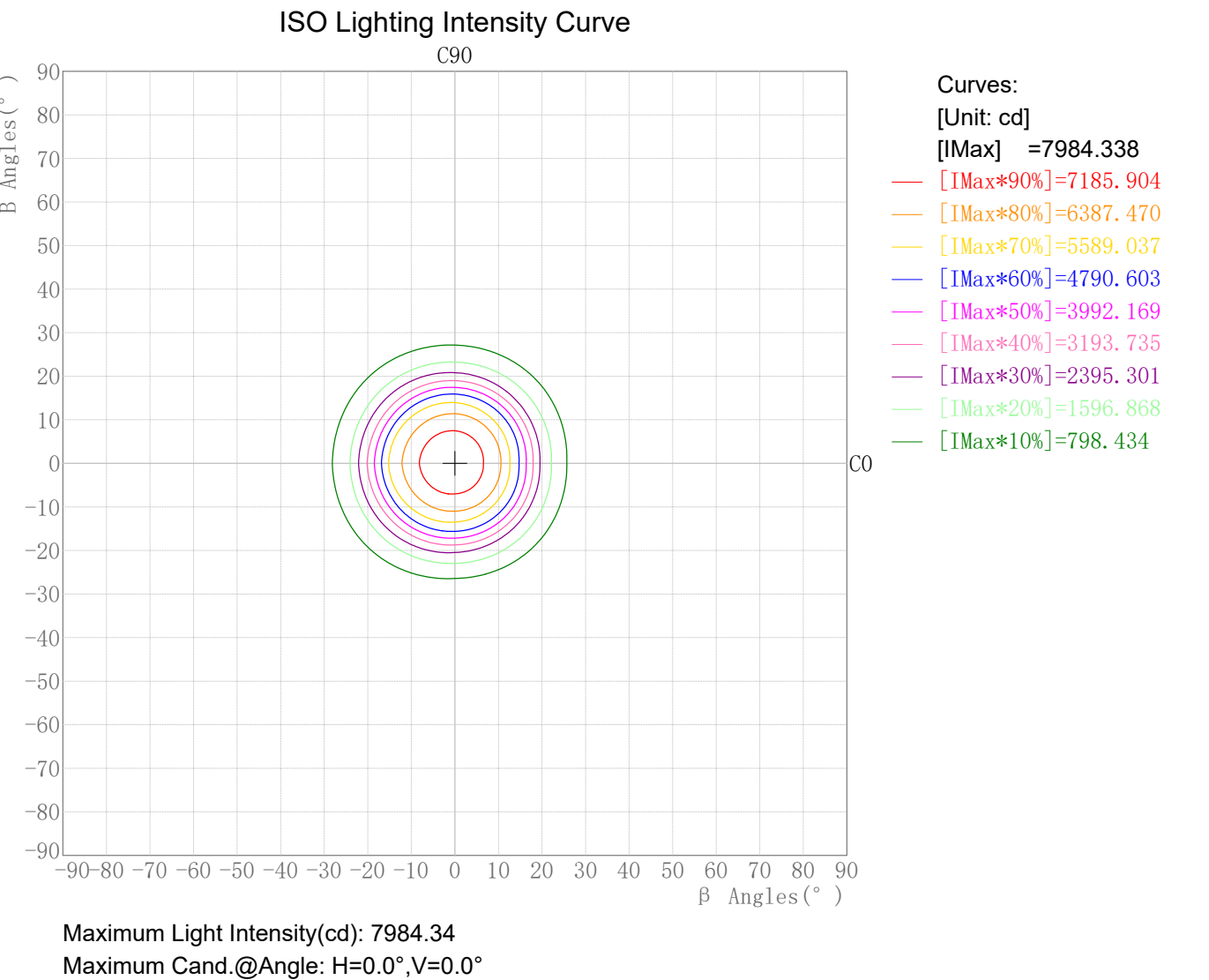


Zonal Flux Tabulation

Zone(γ)	Zone Flux (lm)	Sums Flux (lm)	Zone%Lamp	Sums%Lamp
0.0-5.0	185.62	185.62	6.17	6.17
5.0-10.0	511.62	697.24	17.00	23.17
10.0-15.0	708.66	1405.90	23.55	46.72
15.0-20.0	646.42	2052.32	21.48	68.20
20.0-25.0	384.41	2436.73	12.77	80.97
25.0-30.0	189.26	2625.99	6.29	87.26
30.0-35.0	109.26	2735.25	3.63	90.89
35.0-40.0	62.44	2797.69	2.07	92.97
40.0-45.0	35.80	2833.49	1.19	94.16
45.0-50.0	25.74	2859.24	0.86	95.01
50.0-55.0	18.91	2878.15	0.63	95.64
55.0-60.0	13.96	2892.11	0.46	96.11
60.0-65.0	11.57	2903.68	0.38	96.49
65.0-70.0	9.91	2913.59	0.33	96.82
70.0-75.0	8.49	2922.08	0.28	97.10
75.0-80.0	7.27	2929.35	0.24	97.34
80.0-85.0	6.28	2935.63	0.21	97.55
85.0-90.0	5.46	2941.10	0.18	97.73
90.0-95.0	4.80	2945.90	0.16	97.89
95.0-100.0	4.34	2950.23	0.14	98.04
100.0-105.0	3.94	2954.18	0.13	98.17
105.0-110.0	3.58	2957.76	0.12	98.29
110.0-115.0	3.31	2961.07	0.11	98.40
115.0-120.0	3.20	2964.27	0.11	98.50
120.0-125.0	3.26	2967.53	0.11	98.61
125.0-130.0	3.53	2971.05	0.12	98.73
130.0-135.0	4.07	2975.12	0.14	98.87
135.0-140.0	4.66	2979.78	0.15	99.02
140.0-145.0	5.13	2984.91	0.17	99.19
145.0-150.0	5.36	2990.27	0.18	99.37
150.0-155.0	5.26	2995.53	0.17	99.54
155.0-160.0	4.76	3000.29	0.16	99.70
160.0-165.0	3.89	3004.18	0.13	99.83
165.0-170.0	2.81	3006.99	0.09	99.92
170.0-175.0	1.70	3008.69	0.06	99.98
175.0-180.0	0.57	3009.27	0.02	100.00

Rectangle ISO Lighting Intensity Diagram

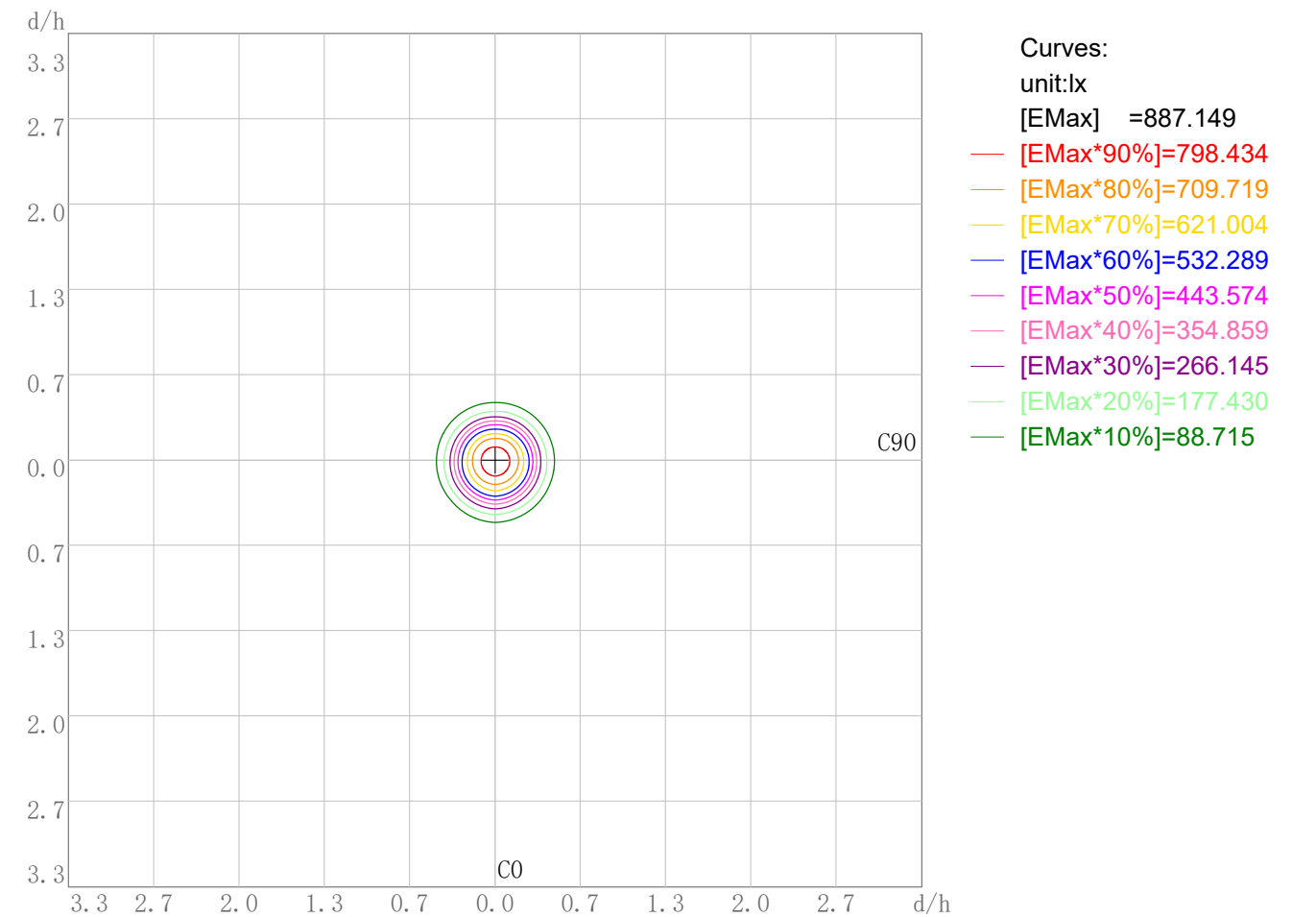
Lum. Name:DL51-35-XX-01 3000K RA90 36D 电镀亮黑	Lum. Catelog:	Test ID:01
Lamp Name:	Lamp Catelog:LED	Test Lab:Quality Department
Manufacture:Shenzhen Norming Lighting	Test Machine:GON-2000	Test Date:2022/08/20



Plane ISO-Illuminance Diagram

Lum. Name: DL51-35-XX-01 3000K RA90 36D 电镀亮黑	Lum. Catalog:	Test ID: 01
Lamp Name:	Lamp Catalog: LED	Test Lab: Quality Department
Manufacture: Shenzhen Norming Lighting	Test Machine:GON-2000	Test Date: 2022/08/20

Plane ISO-Illuminance Curve

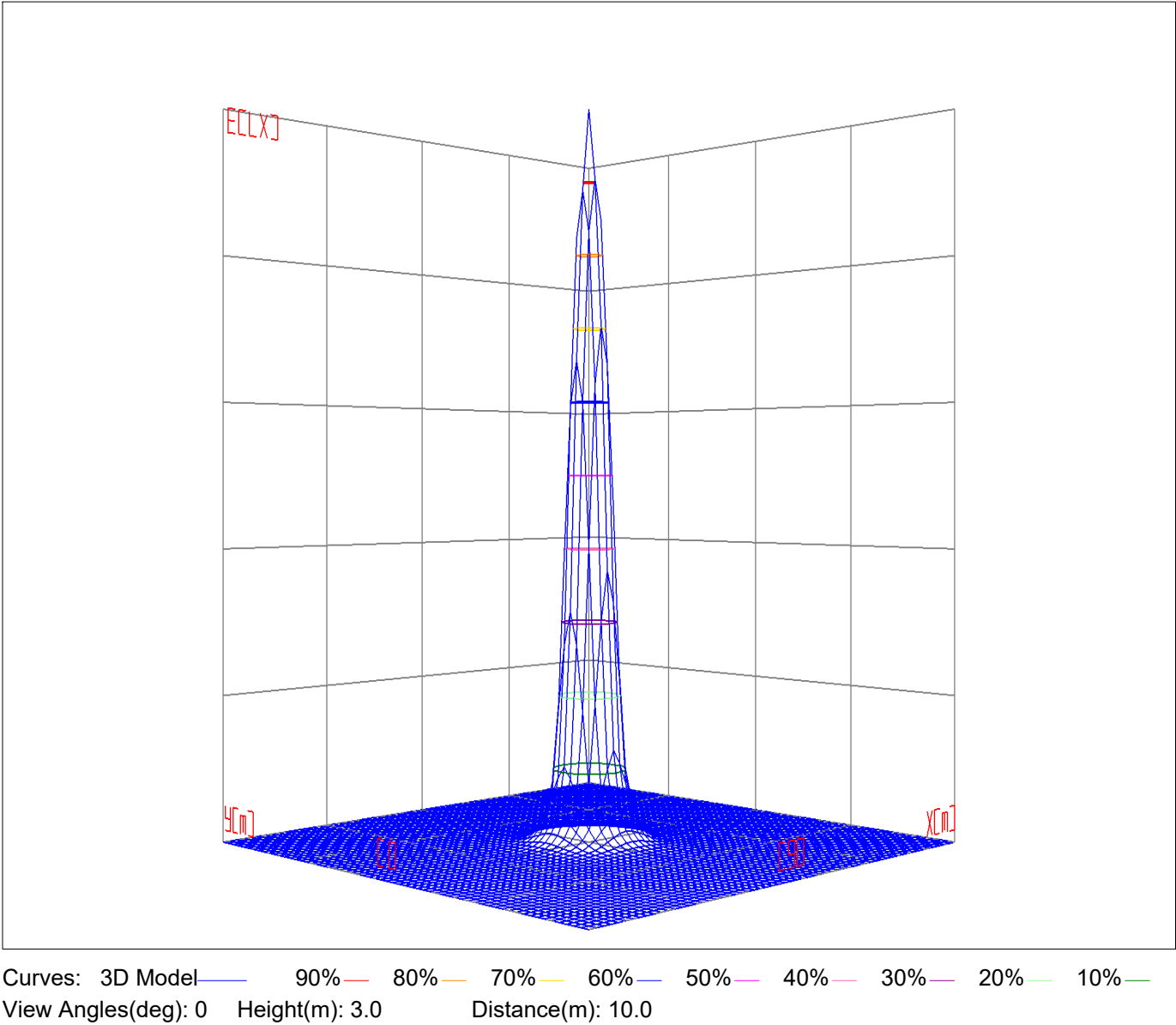


Working Plane Luminaire Mounting Height(m): 3.00
Working Plane Maximum Illuminance(lx): 887.15
Working Plane Maximum Illuminance Position(d/h):H0.0 V0.0

3D Plane ISO Illuminance Diagram

Lum. Name: DL51-35-XX-01 3000K RA90 36D 电镀亮黑	Lum. Catelog:	Test ID: 01
Lamp Name:	Lamp Catelog: LED	Test Lab: Quality Department
Manufacture: Shenzhen Norming Lighting	Test Machine:GON-2000	Test Date: 2022/08/20

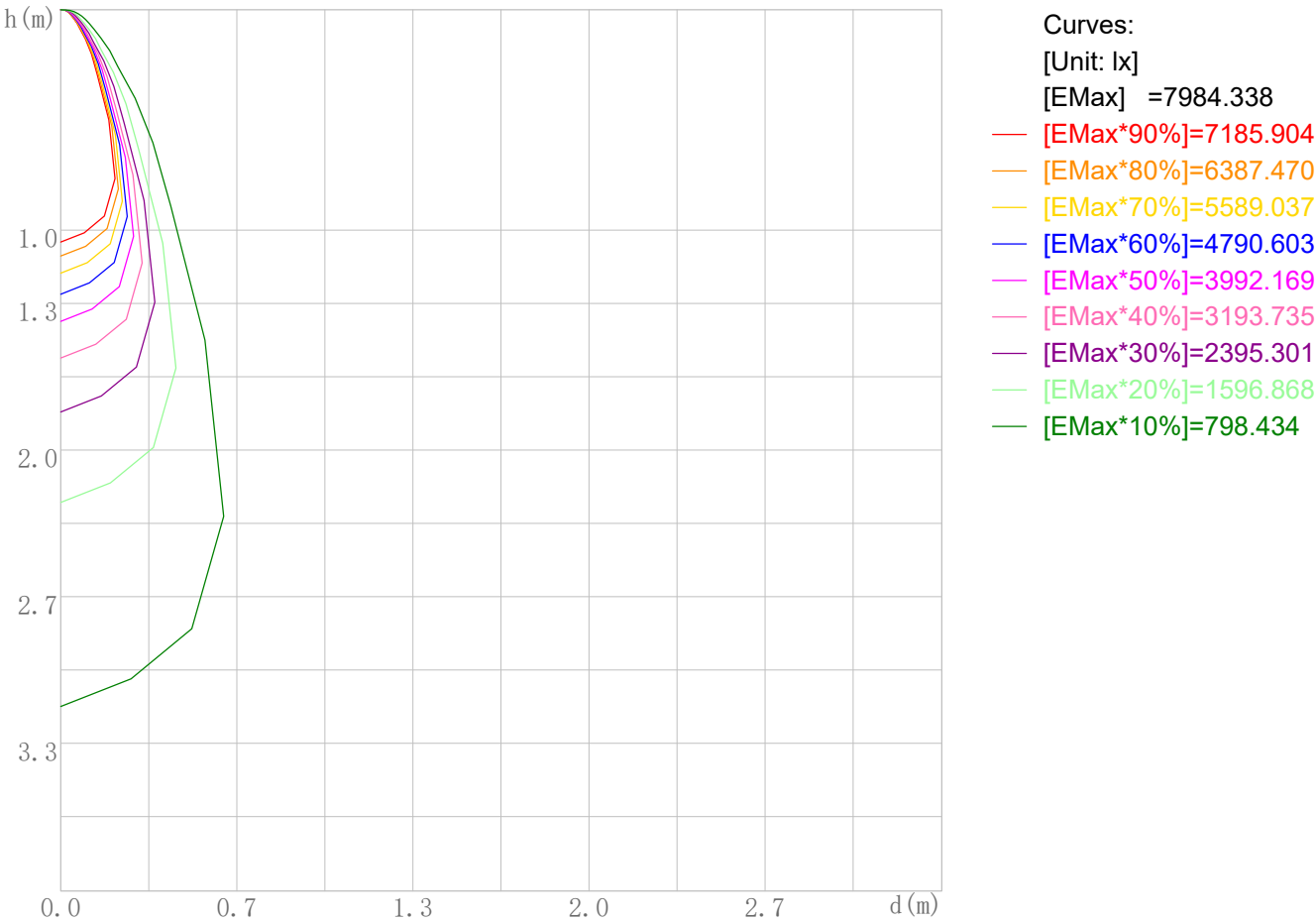
3D Plane Illuminance Modal



Space ISO Illuminance Diagram

Lum. Name: DL51-35-XX-01 3000K RA90 36D 电镀亮黑	Lum. Catelog:	Test ID: 01
Lamp Name:	Lamp Catelog: LED	Test Lab: Quality Department
Manufacture: Shenzhen Norming Lighting	Test Machine:GON-2000	Test Date: 2022/08/20

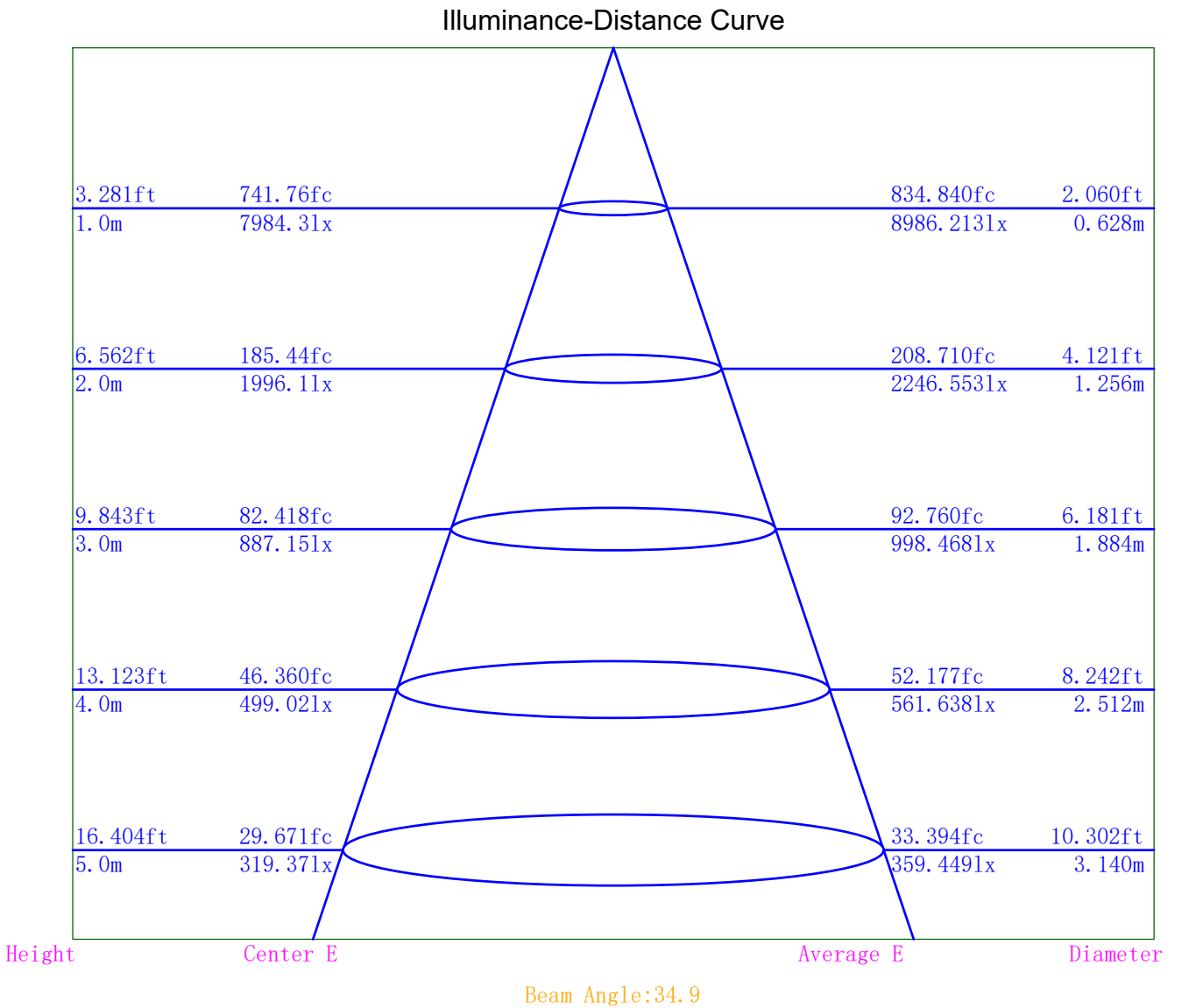
Space ISO Illuminance Curve



Space Plane Maximum Illuminance and @Angle:7984.34lx,0.0deg
Plane Maximum Lighting Intensity and @Angle:7984.338cd,0deg

Illuminance-Distance Diagram

Lum. Name:DL51-35-XX-01 3000K RA90 36D 电镀亮黑	Lum. Catelog:	Test ID:01
Lamp Name:	Lamp Catelog:LED	Test Lab:Quality Department
Manufacture:Shenzhen Norming Lighting	Test Machine:GON-2000	Test Date:2022/08/20



Indoor Luminance Limiting Curves

Lum. Name:DL51-35-XX-01 3000K RA90 36D 电镀亮黑	Lum. Catalog:	Test ID:01
Lamp Name:	Lamp Catalog: LED	Test Lab: Quality Department
Manufacture: Shenzhen Norming Lighting	Test Machine:GON-2000	Test Date: 2022/08/20

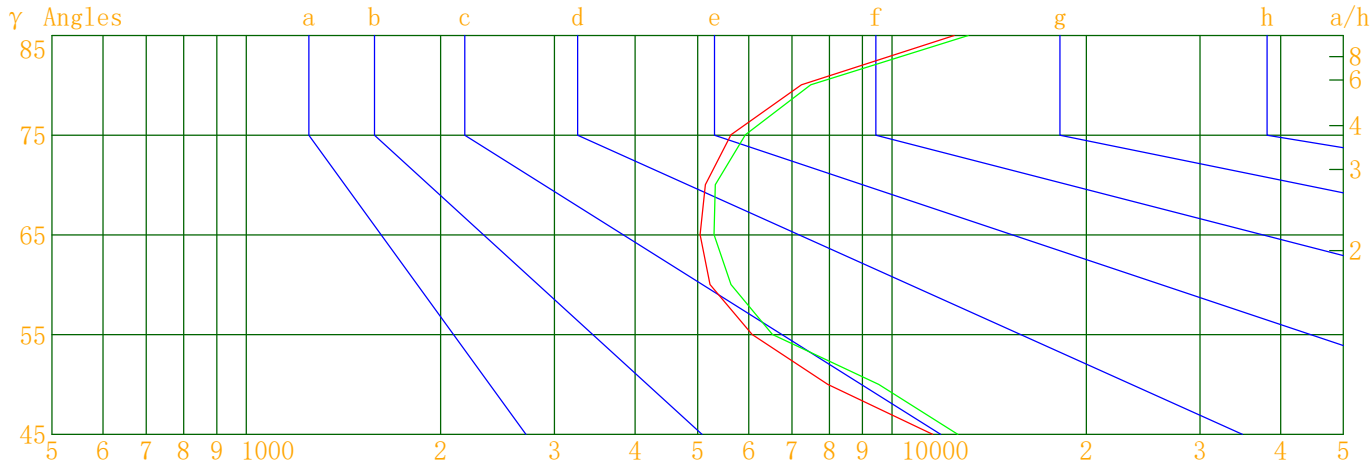
Glare Grade Table

GI	Quality	Using Illuminance							
1.15	A	2000	1000	500	<=300				
1.5	B		2000	1000	500	<=300			
1.85	C			2000	1000	500	<=300		
2.2	D				2000	1000	500	<=300	
2.55	E	a				2000	1000	500	<=300
			b	c	d	e	f	g	h

Luminance Table

Gama(deg)	45	50	55	60	65	70	75	80	85
C0	11561	7956	6072	5227	5045	5141	5633	7240	12483
C90	12647	9537	6531	5633	5301	5324	5928	7484	13124

Luminance Limiting Curve



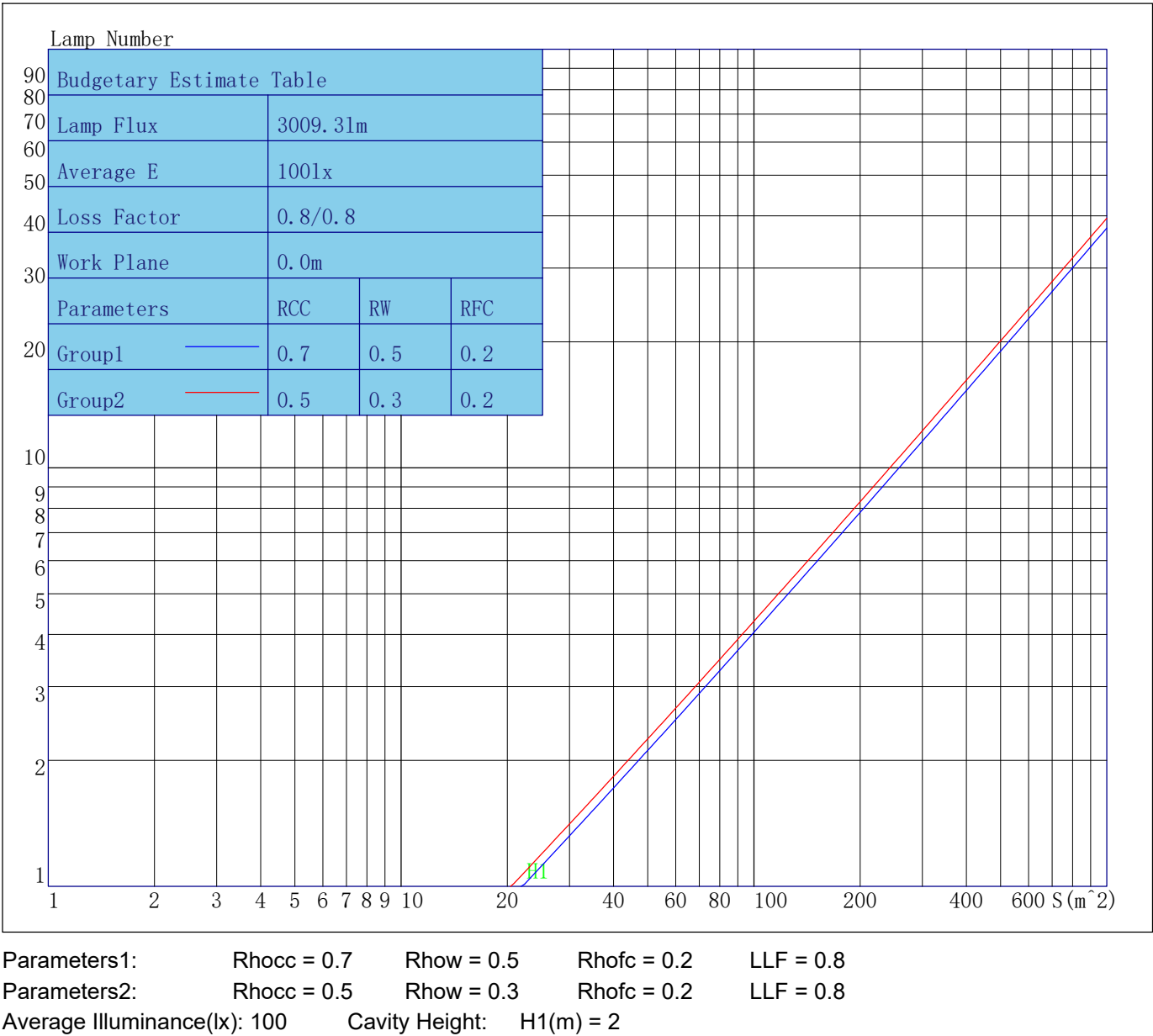
Luminous Size:Length(m)=-0.110Width(m)=-0.110Height(m)=0.000Area(m^2)=0.009503

Luminous Type:Without Luminous Side

Luminous Curves:C0-C180 Color: C90-C270 Color:

Indoor Budgetary Estimate Table

Lum. Name:DL51-35-XX-01 3000K RA90 36D 电镀亮黑	Lum. Catalog:	Test ID:01
Lamp Name:	Lamp Catalog: LED	Test Lab: Quality Department
Manufacture: Shenzhen Norming Lighting	Test Machine:GON-2000	Test Date: 2022/08/20



Indoor Coefficient of Utilization Table

Lum. Name: DL51-35-XX-01 3000K RA90 36D 电镀亮黑	Lum. Catelog:	Test ID: 01
Lamp Name:	Lamp Catelog: LED	Test Lab: Quality Department
Manufacture: Shenzhen Norming Lighting	Test Machine:GON-2000	Test Date: 2022/08/20

Coefficients of Utilization - Zonal Cavity Method																		
Coef.	Effective Floor Cavity Reflectance RFC=0.20																	
RhoCC (%)	80				70				50			30			10			0
RhoW (%)	70	50	30	10	70	50	30	10	50	30	10	50	30	10	50	30	10	0
RCR	Coefficient of Utilization(%)																	
0	119	119	119	119	115	115	115	115	110	110	110	105	105	105	100	100	100	98
1	114	111	109	107	111	109	107	105	104	103	101	100	99	98	97	96	95	93
2	109	105	101	98	107	103	100	97	99	97	95	96	94	92	93	92	90	88
3	105	99	95	92	103	98	94	91	95	92	89	92	90	88	90	88	86	84
4	101	95	90	86	99	93	89	86	91	87	85	89	86	83	87	84	82	81
5	97	90	85	82	95	89	85	81	87	83	80	85	82	80	84	81	79	77
6	94	86	81	78	92	85	81	78	84	80	77	82	79	76	81	78	76	74
7	90	83	78	75	89	82	77	74	81	77	74	79	76	73	78	75	73	72
8	87	80	75	71	86	79	74	71	78	74	71	77	73	70	76	72	70	69
9	84	77	72	69	83	76	72	68	75	71	68	74	70	68	73	70	68	66
10	82	74	69	66	81	73	69	66	73	69	66	72	68	65	71	68	65	64

Unified Glare Rating Table

Lum. Name:DL51-35-XX-01 3000K RA90 36D 电镀亮黑	Lum. Catelog:	Test ID:01
Lamp Name:	Lamp Catelog:LED	Test Lab:Quality Department
Manufacture:Shenzhen Norming Lighting	Test Machine:GON-2000	Test Date:2022/08/20

Unified Glare Rating Table

Ceiling RCC	0.70	0.70	0.50	0.50	0.30	0.70	0.70	0.50	0.50	0.30
Wall RW	0.50	0.30	0.50	0.30	0.30	0.50	0.30	0.50	0.30	0.30
Floor RFC	0.20	0.20	0.20	0.20	0.20	0.20	0.20	0.20	0.20	0.20
Room Size	Vewed crosswise					Vewed endwise				
X=2H Y=2H	13.1	13.9	13.5	14.3	14.7	13.8	14.7	14.2	15.0	15.4
	13.5	14.3	14.0	14.7	15.1	14.2	15.0	14.6	15.3	15.8
	13.9	14.6	14.4	15.0	15.5	14.5	15.2	14.9	15.6	16.1
	14.4	15.1	14.9	15.5	15.9	14.9	15.6	15.4	16.0	16.5
	14.7	15.3	15.2	15.8	16.3	15.2	15.9	15.7	16.3	16.8
	15.2	15.8	15.7	16.2	16.7	15.7	16.2	16.1	16.7	17.2
X=4H Y=2H	13.1	13.8	13.5	14.2	14.7	13.8	14.5	14.2	14.9	15.3
	13.8	14.4	14.3	14.9	15.3	14.4	15.0	14.8	15.4	15.9
	14.3	14.9	14.8	15.3	15.8	14.9	15.4	15.3	15.9	16.4
	15.1	15.5	15.6	16.0	16.6	15.6	16.0	16.1	16.5	17.0
	15.6	16.0	16.1	16.5	17.0	16.0	16.4	16.5	16.9	17.4
	16.2	16.5	16.7	17.0	17.6	16.6	16.9	17.1	17.5	18.0
X=8H Y=4H	14.6	15.0	15.1	15.5	16.0	15.0	15.4	15.6	15.9	16.5
	15.5	15.9	16.1	16.4	17.0	16.0	16.3	16.5	16.8	17.4
	16.2	16.5	16.8	17.0	17.6	16.6	16.8	17.2	17.4	18.0
	17.1	17.3	17.6	17.8	18.5	17.4	17.6	18.0	18.2	18.8
X=12H Y=4H	14.6	14.9	15.1	15.5	16.0	15.1	15.4	15.6	15.9	16.5
	15.7	15.9	16.2	16.5	17.1	16.1	16.3	16.6	16.8	17.4
	16.4	16.7	17.0	17.2	17.8	16.8	17.0	17.4	17.6	18.2
Variations with the objverver position at spacings										
S=1.0H	0.1/-0.1					0.1/-0.1				
S=1.5H	0.2/-0.2					0.2/-0.2				
S=2.0H	0.2/-0.2					0.2/-0.2				
Reduced UGR Table:										
Nordic Standard Table:	BK0					BK0				
Correction Value	2.8					2.6				

to the CIE Pub.117,data has been corrected,refers to the lamp's lumens 8.2flm.

Candela Tabulation

V/H	C0.0	C90.0	C180.0	C270.0
γ 0.0	7984.34	7984.34	7984.34	7984.34
γ 5.0	7448.19	7542.51	7669.29	7510.65
γ 10.0	6599.85	6827.00	6905.87	6703.32
γ 15.0	4684.31	5257.96	5705.54	5102.24
γ 20.0	2164.20	2663.30	3253.05	2543.85
γ 25.0	854.55	1021.04	1221.28	939.50
γ 30.0	448.55	504.39	548.39	444.49
γ 35.0	234.88	280.81	285.74	220.62
γ 40.0	117.13	134.52	119.94	103.32
γ 45.0	77.69	84.98	70.60	65.19
γ 50.0	48.60	58.26	54.45	49.87
γ 55.0	33.10	35.60	35.12	32.88
γ 60.0	24.84	26.77	27.39	25.89
γ 65.0	20.26	21.29	22.58	21.44
γ 70.0	16.71	17.31	18.93	18.02
γ 75.0	13.85	14.58	15.51	14.96
γ 80.0	11.95	12.35	12.92	12.57
γ 85.0	10.34	10.87	11.01	10.51
γ 90.0	9.18	9.47	9.26	9.19
γ 95.0	8.36	8.40	8.27	8.03
γ 100.0	7.58	7.77	7.86	7.58
γ 105.0	6.90	7.20	6.98	7.06
γ 110.0	6.56	6.70	6.58	6.79
γ 115.0	6.44	6.15	6.40	6.70
γ 120.0	6.53	6.32	6.85	7.26
γ 125.0	7.48	6.74	7.19	8.00
γ 130.0	9.15	8.12	8.81	9.40
γ 135.0	11.32	10.45	11.30	11.95
γ 140.0	14.69	12.96	13.49	14.55
γ 145.0	17.34	16.11	16.59	17.23
γ 150.0	19.81	18.97	19.60	19.92
γ 155.0	22.34	21.38	21.72	22.40
γ 160.0	23.66	22.92	23.75	23.49
γ 165.0	23.78	23.40	24.17	23.63
γ 170.0	23.90	23.35	24.05	23.52
γ 175.0	24.04	23.83	23.79	23.54
γ 180.0	24.11	24.11	24.11	24.11